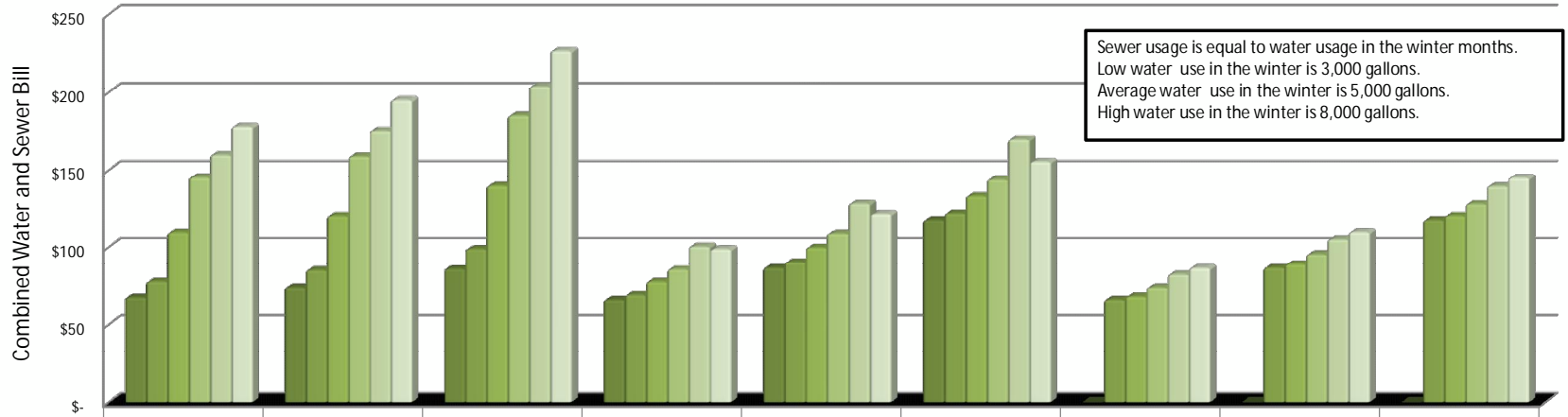


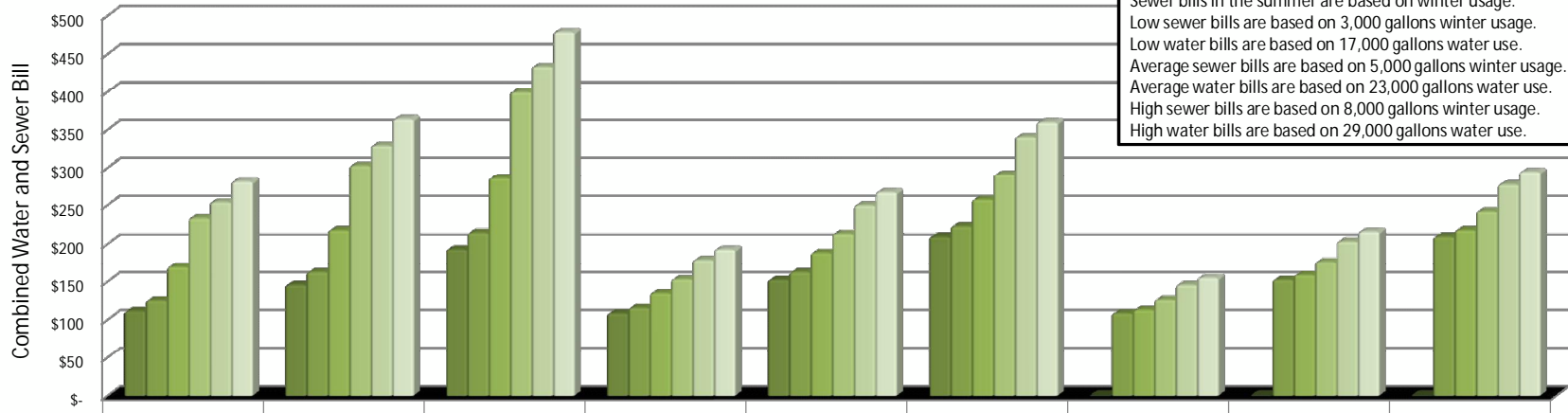
Combined Water and Sewer Bill for the Winter Months



Sewer usage is equal to water usage in the winter months.
 Low water use in the winter is 3,000 gallons.
 Average water use in the winter is 5,000 gallons.
 High water use in the winter is 8,000 gallons.

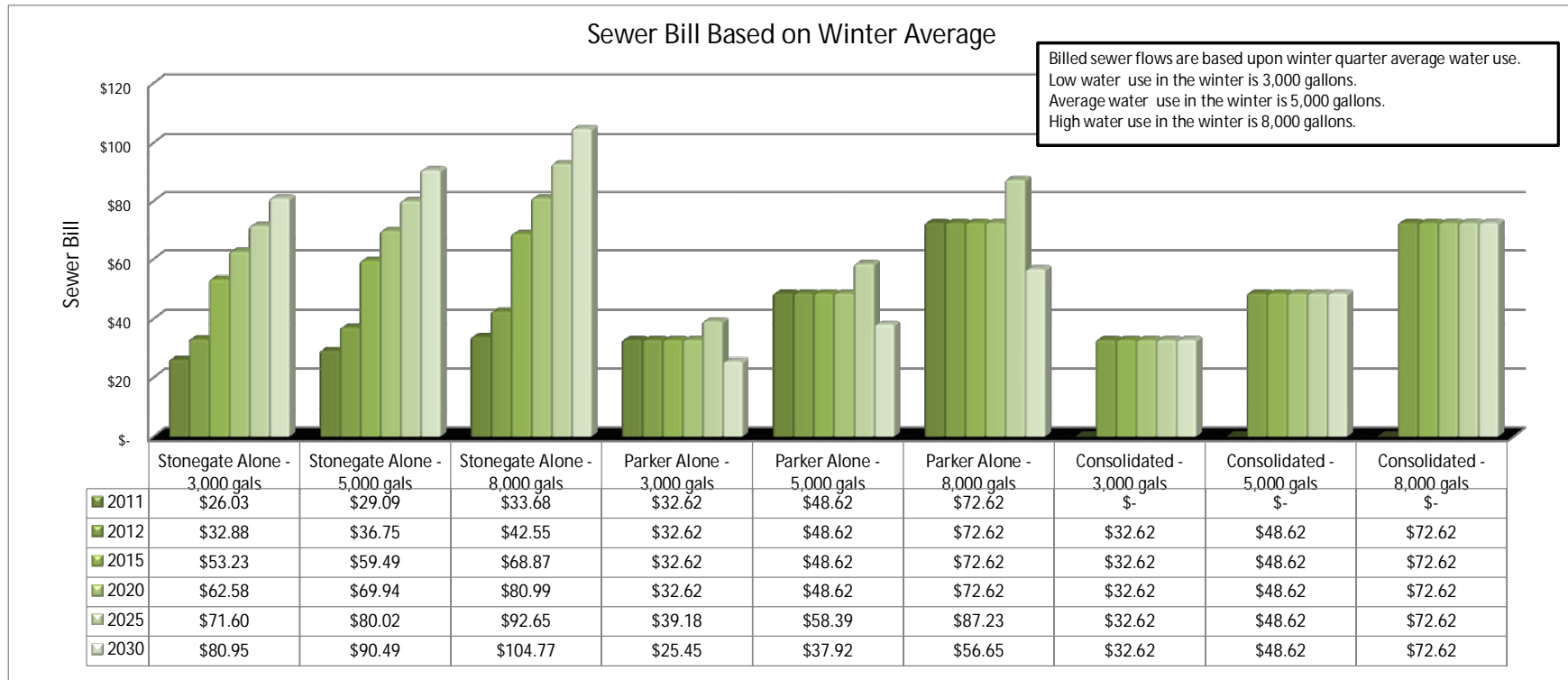
	Stonegate Alone - 3,000 gals	Stonegate Alone - 5,000 gals	Stonegate Alone - 8,000 gals	Parker Alone - 3,000 gals	Parker Alone - 5,000 gals	Parker Alone - 8,000 gals	Consolidated - 3,000 gals	Consolidated - 5,000 gals	Consolidated - 8,000 gals
2011	\$67.30	\$73.58	\$85.68	\$65.74	\$86.38	\$117.34	\$-	\$-	\$-
2012	\$77.45	\$84.80	\$98.71	\$68.99	\$90.08	\$121.72	\$65.74	\$86.38	\$117.34
2015	\$109.38	\$120.01	\$139.61	\$77.33	\$99.59	\$132.99	\$67.80	\$88.73	\$120.12
2020	\$145.08	\$158.87	\$184.93	\$85.32	\$108.68	\$143.76	\$73.53	\$95.26	\$127.84
2025	\$159.83	\$175.12	\$203.80	\$100.40	\$128.14	\$169.86	\$82.09	\$105.02	\$139.38
2030	\$177.79	\$194.86	\$226.77	\$98.70	\$121.39	\$155.52	\$86.21	\$109.71	\$144.93

Combined Water and Sewer Bill for the Summer Months

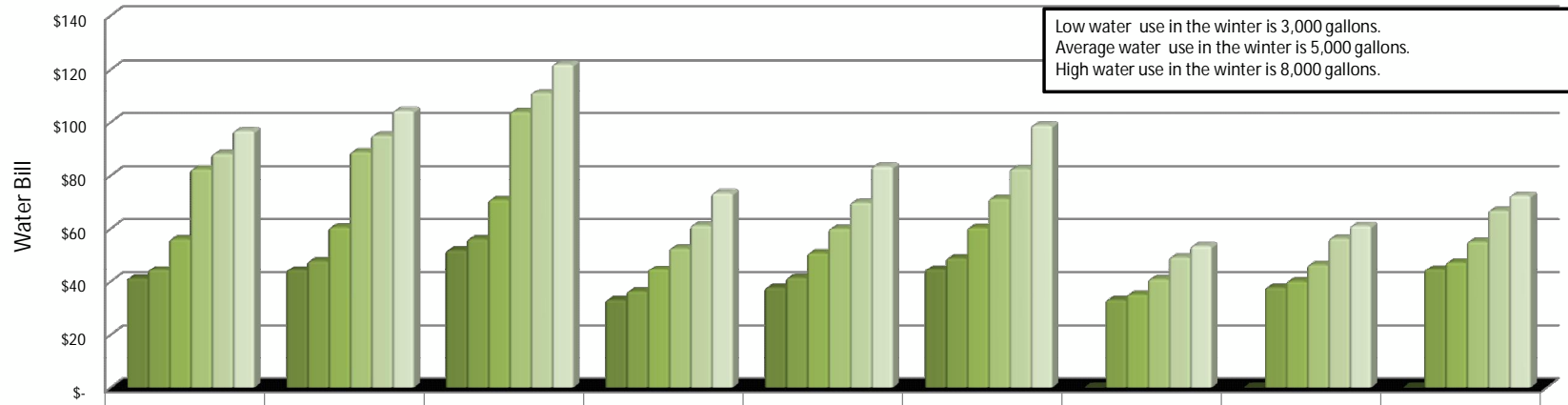


Sewer bills in the summer are based on winter usage.
 Low sewer bills are based on 3,000 gallons winter usage.
 Low water bills are based on 17,000 gallons water use.
 Average sewer bills are based on 5,000 gallons winter usage.
 Average water bills are based on 23,000 gallons water use.
 High sewer bills are based on 8,000 gallons winter usage.
 High water bills are based on 29,000 gallons water use.

	Low Stonegate Alone	Average Stonegate Alone	High Stonegate Alone	Low Parker Alone	Average Parker Alone	High Parker Alone	Low Consolidated	Average Consolidated	High Consolidated
2011	\$111.28	\$145.43	\$192.88	\$108.23	\$152.13	\$209.43	\$-	\$-	\$-
2012	\$124.95	\$162.40	\$214.49	\$115.64	\$162.27	\$222.84	\$108.23	\$152.13	\$209.43
2015	\$169.22	\$217.77	\$285.47	\$134.70	\$188.36	\$257.32	\$112.94	\$158.57	\$217.94
2020	\$233.00	\$302.51	\$399.24	\$152.93	\$213.30	\$290.30	\$126.02	\$176.48	\$241.60
2025	\$253.84	\$328.73	\$432.98	\$178.92	\$249.67	\$340.07	\$145.55	\$203.24	\$276.95
2030	\$280.96	\$363.45	\$478.29	\$192.67	\$266.81	\$359.20	\$154.94	\$216.10	\$293.95

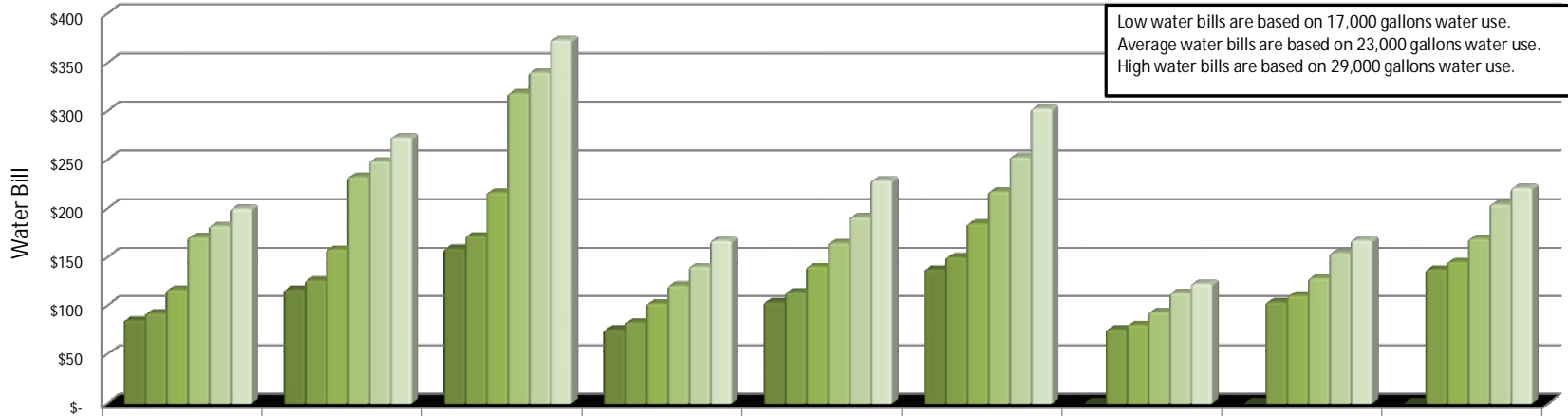


Water Bill for the Winter Months



	Stonegate Alone - 3,000 gals	Stonegate Alone - 5,000 gals	Stonegate Alone - 8,000 gals	Parker Alone - 3,000 gals	Parker Alone - 5,000 gals	Parker Alone - 8,000 gals	Consolidated - 3,000 gals	Consolidated - 5,000 gals	Consolidated - 8,000 gals
2011	\$41.27	\$44.49	\$52.00	\$33.12	\$37.76	\$44.72	\$-	\$-	\$-
2012	\$44.57	\$48.05	\$56.16	\$36.37	\$41.46	\$49.10	\$33.12	\$37.76	\$44.72
2015	\$56.15	\$60.52	\$70.74	\$44.71	\$50.97	\$60.37	\$35.18	\$40.11	\$47.50
2020	\$82.50	\$88.93	\$103.94	\$52.70	\$60.06	\$71.14	\$40.91	\$46.64	\$55.22
2025	\$88.23	\$95.10	\$111.15	\$61.22	\$69.75	\$82.63	\$49.47	\$56.40	\$66.76
2030	\$96.84	\$104.37	\$122.00	\$73.25	\$83.47	\$98.87	\$53.59	\$61.09	\$72.31

Water Bill for the Summer Months



	Stonegate Alone - 17,000 gals	Stonegate Alone - 23,000 gals	Stonegate Alone - 29,000 gals	Parker Alone - 17,000 gals	Parker Alone - 23,000 gals	Parker Alone - 29,000 gals	Consolidated - 17,000 gals	Consolidated - 23,000 gals	Consolidated - 29,000 gals
2011	\$85.25	\$116.34	\$159.20	\$75.61	\$103.51	\$136.81	\$-	\$-	\$-
2012	\$92.07	\$125.65	\$171.94	\$83.02	\$113.65	\$150.22	\$75.61	\$103.51	\$136.81
2015	\$115.99	\$158.28	\$216.60	\$102.08	\$139.74	\$184.70	\$80.32	\$109.95	\$145.32
2020	\$170.42	\$232.57	\$318.25	\$120.31	\$164.68	\$217.68	\$93.40	\$127.86	\$168.98
2025	\$182.24	\$248.71	\$340.33	\$139.74	\$191.28	\$252.84	\$112.93	\$154.62	\$204.33
2030	\$200.01	\$272.96	\$373.52	\$167.22	\$228.89	\$302.55	\$122.32	\$167.48	\$221.33